

Hisense

360° ROUND AIRFLOW CASSETTE

Professional quality
Comfortable space



www.hisense.com.au



BRAND NEW EXQUISITE PANEL SIMPLE AND ELEGANT

Simple design matches any
Decoration style

INTELLIGENT HIDDEN DISPLAY

Clear work status be known
at a glance



236MM ULTRA-THIN BODY SLIM AND SAVES MORE SPACE



236mm

MULTIPLE CONTROL METHODS
CHOOSE AS YOU LIKE




VARIOUS STYLES, SUITABLE FOR VARIOUS PLACES



ALL-ROUND HEALTH SUPPLY YOU HIGH QUALITY AIR




- **Fresh air introduce**
Improve indoor air freshness



- **Easy-to-clean filter**
Effectively filter harmful particles



- **Hi-nano**
Send sterile healthy ions to every corner to effectively remove viruses



Send large amounts of sterilize ions to every corner



Effective sterilization and Dust removal




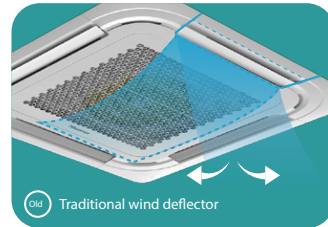
Continuously deliver health

ALL-ROUND COMFORT ENJOY LIFE TO YOUR HEART'S CONTENT



360° round flow

Uniform temperature distribution



Big louver

With 88° free swinging angle



Brand new silent air duct design

Silent air supply with optimized blades and professional duct simulation, create a peaceful environment.



ALL-ROUND INTELLIGENT TECHNOLOGY SMARTLY MEET ALL NEEDS

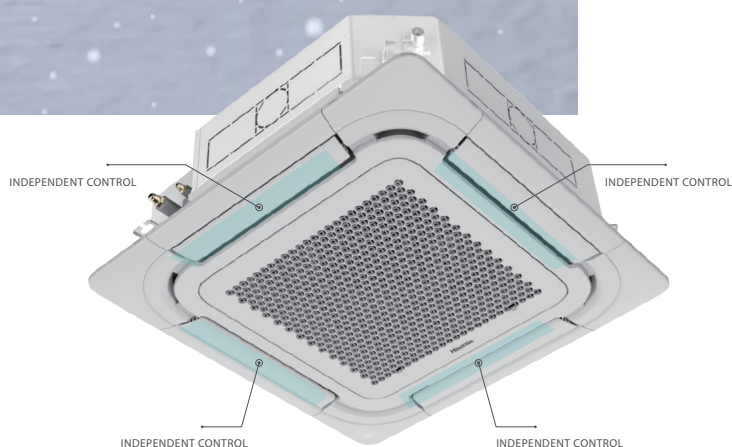
Intelligent Defrost

Infrared induction of human activities, automatically runs in ideal mode, and intelligently meets your needs at all times.



Independent control

Circulating airflow, independent airflow direction control by the air deflector and 4 swinging flow perfectly cater to the space structure and feelings of different experiencers.



Wifi & APP control

Remotely controlling the air conditioner through the mobile phone APP before returning home makes life more convenient.



ALL-ROUND QUALITY ASSURANCE EFFICIENT, SAFE AND RELIABLE


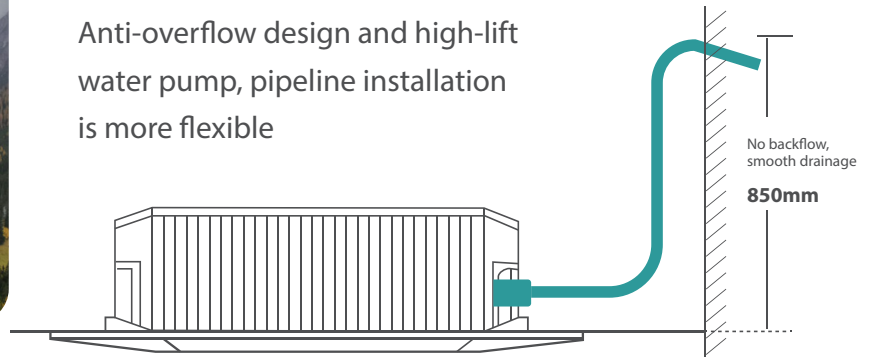


R32 refrigerant

Environmentally friendly and efficient

Flexible Installation

Anti-overflow design and high-lift water pump, pipeline installation is more flexible



Backward centrifugal fan

With excellent air supply, high efficiency, low noise and loss, higher reliability.



Five-fold evaporator

Larger heat exchange area, higher efficient, more power-saving than traditional four-fold evaporator.

EMBEDDED MACHINE PARAMETERS

Indoor Model			AUC-50UR4RJC1	AUC-71UR4RJC1	AUC-100UR4RKC1	AUC-125UR4RKC1	AUC-140UR4RKC1	
Outdoor Model			AUW-50U4RX1	AUW-71U4RB1	AUW-100U4RK1	AUW-125U4RN1	AUW-140U4RN1	
Panel (Hi Nano)			PE-QFA/CDH	PE-QFA/CDH	PE-QFA/CDH	PE-QFA/CDH	PE-QFA/CDH	
Electric Parameter	Power supply	Outdoor V-ph-Hz	220-240/1/50	220-240/1/50	220-240/1/50	220-240/1/50	220-240/1/50	
	Current	Max. A	13	19.0	19.0	24.5	24.5	
Operating Range	Cooling	°C	-10~46	-10~46	-10~46	-10~46	-10~46	
	Heating	°C	-15~24	-15~24	-15~24	-15~24	-15~24	
Cooling	Capacity	Nominal KW	5.3	7.3	10.2	12.5	13.5	
		Min - Max KW	2.1-6.1	2.4-8.7	4.1-10.9	4.5-13.5	4.5-14.3	
	Input	Nominal KW	1.45	2.21	3.09	3.79	4.22	
		Nominal A	6.4	9.8	13.9	17.0	18.9	
EER	Nominal	3.65	3.30	3.30	3.30	3.20		
Heating	Capacity	Nominal KW	6.0	8.3	11.0	14.0	15.0	
		Min - Max KW	2.2-6.3	2.5-10.6	3.7-11.4	4.5-15.0	4.5-15.8	
	Input	Nominal KW	1.62	2.50	2.97	4.24	4.55	
		Nominal A	7.2	11.1	13.4	19.0	20.4	
COP	Nominal	3.70	3.32	3.70	3.30	3.30		
Outdoor	Compressor Type	—	ROTARY	ROTARY	ROTARY	ROTARY	ROTARY	
	Dimension	H×W×D mm	585x810x280	650x860x310	750x900x340	1170×900×320	1170×900×320	
	Packing	H×W×D mm	630×940×385	700×1170×390	820×1060×450	1300×970×430	1300×970×430	
	Weight	Net/Gross Kg	34.0/37.0	46.0/50.0	57.5/61.5	80.0/89.0	80.0/89.0	
	Sound Level (SPL)	Hi dB(A)	56	57	60	60	60	
	Sound Level (PWL)	Hi dB(A)	65	68	69	71	71	
	Refrigerant	Type		R32	R32	R32	R32	R32
Amount Kg			1.30	1.63	2.05	3.70	3.70	
Indoor	Dimension	H×W×D mm	236×840×840	236×840×840	272×840×840	272×840×840	272×840×840	
	Packing	H×W×D mm	320×950×950	320×950×950	360×950×950	360×950×950	360×950×950	
	Weight	Net/Gross Kg	23/28	23/28	26.0/31.5	26.0/31.5	26.0/31.5	
	Air Volume	Hi/Med/Lo l/s	267/245/225	333/278/222	486/389/319	542/444/389	542/444/389	
	Sound Level (SPL)	Hi/Med/Lo dB(A)	41/39/37	43/40/37	53/49/44	54/49/45	54/49/45	
	Sound Level (PWL)	Hi dB(A)	55	58	62	64	64	
	Controller*	Wireless		RCH-RVD01	RCH-RVD01	RCH-RVD01	RCH-RVD01	RCH-RVD01
		Wired		YXE-C01U2(E)	YXE-C01U1(E)	YXE-C01U1(E)	YXE-C01U1(E)	YXE-C01U1(E)
Drainage water pipe diameter	mm	ODΦ32	ODΦ32	ODΦ32	ODΦ32	ODΦ32		
WiFi		Build In	Build In	Build In	Build In	Build In		
Panel*	Dimension	W×H×D mm	950×50×950	950×50×950	950×50×950	950×50×950	950×50×950	
	Packing	W×H×D mm	1020×105×1000	1020×105×1000	1020×105×1000	1020×105×1000	1020×105×1000	
	Weight	Net/Gross Kg	6.5/9	6.5/9	6.5/9.0	6.5/9.0	6.5/9.0	

* Panel purchased separately

* Controller purchased separately

Sales Orders:

Mak Patel - National Sales Manager HAVC

P: (+61) 484 763 953

E: mak.patel@hisense.com

Customer Service / Spare Parts / Tech Support

P: 03 9765 8836 (Direct Line)

E: service.ac@hisense.com

www.hisense.com.au

Hisense Australia Pty Ltd.

All rights reserved.

Hisense
Air Conditioning